



Radiocarbon in the Environment III Conference

5-9 July 2021, Gliwice / Internet

Gather.Town Tutorial

Logging in

Please make sure that you use the **latest Google Chrome** web browser <https://www.google.com/chrome/> and make it default for the time of the conference. Please do not use other browsers or dedicated Gather.Town app. Click on the link in the e-mail we send you or copy and paste the link into your browser.

Select **Continue in your browser** option.



Launching Gather...

Click "Open Gather" to launch the desktop app.

Didn't launch? Click here.

Or, continue in your browser.

A pop-up window will appear asking you to create an account.

Check the tick box only if you want your Gather.Town account to be deleted at the end of the meeting!

Click **Sign in**.

This Gather space has a guest list. Please sign in or create an account with your email address to continue.

Sign In

If you want all your account/data to be deleted after the duration of the event, check this box (will delete all data associated with this account!) ?

Please enter the **e-mail address that you used to register for the conference**.

Within a few minutes Gather.Town server will send an e-mail with a link to activate your account. If you cannot see the e-mail, **check your spam folder**.

Click on the link from the e-mail or copy and paste the link into Chrome Browser.



Welcome to Gather!

Create an account or sign in below. We'll send a magic link to your email to sign you in right away!

Enter your email address

Send magic link

or

Sign in with Google

After a couple of second you will see **Log in via** window. Click on **This browser** button. Message: **“Successfully signed in! You can close this tab now.”** should show up.

Go back to the e-mail from REIII and click or copy and paste the link to **Chrome** browser. Click on **“continue in your browser”** button.

Allow the browser to use your camera and microphone.

Select camera, microphone and speakers from your system devices. We recommend using dedicated microphone and headphones.

Click **Edit character** and **put your real name** in there.

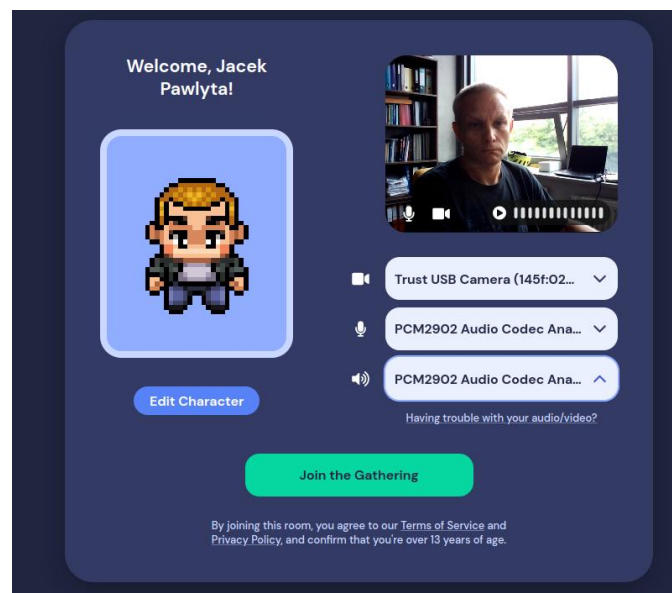
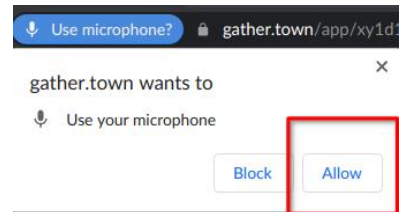
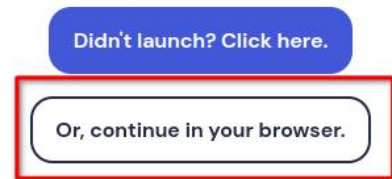
You may also change other settings of your avatar.

Then click on a green **Join the Gathering** button.



Launching Gather...

Click "Open Gather" to launch the desktop app.



Now you are in Conference Venue. The help desk is located nearby.



Get familiar with the venue

Gather.town is a video chat/ graphics presentation platform that has avatars (9). You can move your avatar using arrow keys (↑, ↓, →, ←) on your keyboard. As you get close to other avatars your videos will pop up(4) and you will be able to chat using the microphone and camera (4).

You can walk your avatar around the venue using the **arrow keys on your keyboard (9)**.

By moving your avatar you can have conversations with avatars which are close to you. These can be either one-on-one or small groups depending on how many people are around.

Text chat is available for personal/nearby/everyone interactions (1, 8).

Non-verbal interactions like emoticons are available in (6).

Mini-map of the conference venue is available in (3)

Screen sharing is available in (5)

Basic settings are available in (7). Advanced ones are in (2)

To interact with objects like posters/videos/web sites get close and press **X** on your keyboard.

Poster pads allow people to discuss poster in group standing on a pad.

If you get lost or locked press your avatar name (7), select Respawn.

There are some hidden features in the map ;) HAVE FUN!